



ROSTINO COFFEE ROASTING MACHINES



COFFEE ROASTERS
FROM COFFEE *EXPERTS*
the highest quality roast with
precise temperature control and
easy-to-use settings.



ADVANCED PROFILE SYSTEM

ROSTINO PROVIDES REVOLUTIONARY
FEATURES THAT HELP THE ROAST
MASTER TO HAVE THE BEST POSSIBLE
ROASTED COFFEE.

SELF LEARNING SYSTEM



UNLIMITED COLORS OPTIONS

ROSTINO IS READY TO MAKE FULL
CUSTOMIZATION FOR YOU IN ORDER
TO ALLOW YOU BUILDING YOUR
BUSINESS ID.



NO EXTRA COSTS

SALES@ROSTINO.CO

CONTACT US
+905383607501

VISIT OUR WEBSITE
www.rostinoroasters.com



COFFEE ROASTING MACHINES

Specialty coffee roasters



Welcome. At Rostino Roasters it is all about you.

Buying one of our Rostino Roasters will leave you happy, knowing that you have bought the best coffee roaster in the world. We take a unique approach to designing and building our Rostino Roasters. We believe that above all, the way to make the world's best roaster is to take time to listen to you, the professional coffee roaster.

As a company our clear priority is to serve and satisfy you. We have listened and now we have created a range of machines that answer all your needs and will make you happy.

Our Rostino Roasters are made to last and give years of service. We carefully consider purpose, materials and end of life when creating our products. Local manufacture speeds up the transition to a circular economy.

We believe that change has to start with ourselves. We have designed a strong and sustainable supply chain to cut energy consumption and reduce waste across our business.

Special advanced
profile system



SCA STANDARDS FOR STABLE ROASTINGS

5 KG

CAPACITY :
15-20 KG Per Hour
Depends on the
roasting style



ROS5 coffee roaster has been designed for optimal and high efficiency heat transfer and distribution. Our development on coffee roasting brings the unique drum design which has homogeneous, constant and stable bean roasting at each batch.



TECHNICAL SPECS

Sizes w x l x h :80*175*176 cm

Exhaust pipe diameter : Ø168mm

Voltage & Frequency : Single Phase 110 / 220V 50hz 60hz

Three Phase 380 / 400 50hz 60hz

Power : 1.65 kw/h

Electric Current (Ampere) 14 Amp

Fuel type : Propane, LPG, Natural Gas, Electricity

Gas pressure requirement : NG 20Mbar – Propane, LPG
30mbar


Source Gas Pressure : 1-4bar

10 KG

CAPACITY :
30-40 KG Per Hour
Depends on the
roasting style



ROS10 coffee roaster has been designed for optimal and high efficiency heat transfer and distribution. Our development on coffee roasting brings the unique drum design which has homogeneous, constant and stable bean roasting at each batch.



TECHNICAL SPECS

Sizes w x l x h :95*185*180 cm

Exhaust pipe diameter : Ø168mm

Voltage & Frequency : Single Phase 110 /
220V 50hz 60hz Three Phase 380 / 400
50hz 60hz Power :2,05kw/h

Electric Current (Ampere)16A

Fuel type : Propane, LPG, Natural Gas,
Electricity Gas pressure requirement : NG
20Mbar – Propane, LPG 30mbar Source
Gas Pressure : 1-4bar

15 KG

CAPACITY :
45- 60 KG Per Hour
Depends on the
roasting style



ROS15 coffee roaster has been designed for optimal and high efficiency heat transfer and distribution. Our development on coffee roasting brings the unique drum design which has homogeneous, constant and stable bean roasting at each batch.



TECHNICAL SPECS

Sizes w x l x h :110*200*195 cm Exhaust pipe diameter : Ø168mm Voltage & Frequency : Single Phase 110 / 220V 50hz 60hz Three Phase 380 / 400 50hz 60hz Power : 3 kw/h Electric Current (Ampere) 20 Amp Fuel type : Propane, LPG, Natural Gas, Electricity Gas pressure requirement : NG 20Mbar – Propane, LPG 30mbar Source Gas Pressure : 1-4bar

30 KG

CAPACITY :
90- 120 KG Per Hour
Depends on the
roasting style




ROS30 coffee roaster has been designed for optimal and high efficiency heat transfer and distribution. Our development on coffee roasting brings the unique drum design which has homogeneous, constant and stable bean roasting at each batch.

TECHNICAL SPECS

Sizes w x l x h :165x240x215 cm Exhaust pipe diameter : Ø168mm Voltage & Frequency : Single Phase 110 / 220V 50hz 60hz Three Phase 380 / 400 50hz 60hz Power : 3,4 kw/h Electric Current (Ampere) : 21A Fuel type : Propane, LPG, Natural Gas, Electricity Gas pressure requirement : NG 20Mbar – Propane, LPG 30mbar Source Gas Pressure :1-4bar

60 KG

CAPACITY :
180- 240KG Per Hour
Depends on the
roasting style



ROS60 coffee roaster has been designed for optimal and high efficiency heat transfer and distribution. Our development on coffee roasting brings the unique drum design which has homogeneous, constant and stable bean roasting at each batch.



TECHNICAL SPECS

Sizes w x l x h :315x330x325 cm Exhaust pipe diameter : Ø168mm Voltage & Frequency : Single Phase 110 / 220V 50hz 60hz Three Phase 380 / 400 50hz 60hz Power : 30kw/h Electric Current (Ampere) : 30A Fuel type : Propane, LPG, Natural Gas, Electricity Gas pressure requirement : NG 20Mbar – Propane, LPG 30mbar Source Gas Pressure : 1-4bar

GENERAL SPECS




SHARED SPECS

- Double wall drum for homogeneous roasting
- Optional advanced profile system
- Easy to use sample spoon
- Fast cooling compatible with speciality coffee standards.
- Chaff collector
- Plug and play machine easy to use
- High quality reputable electrical parts

Our machines are designed for professional use; precise controls for exact roasting and our unique 'Green' option are the result of precise engineering and manufacturing, coupled with an intelligent software interface, to increase ease of use in busy roastery environments. Our machines are built to last and give you and your business years of pleasure. We never forget that it is all about you.

ADVANCED PROFILE SYSTEM



WHAT IF YOU ADD PROFILE SYSTEM ?

Rostino provides revolutionary features that help the roast master to have the best possible roasted coffee

- **Controlling flame from the screen**
- **Drum speed controller from the screen**
- **Exhaust air controller from the screen**
- **Ability to record all actions done by roast master to repeat them automatically like flame levels and drum speed controller**
- **Dry End. First Crack. Second Crack standards are available Saving unlimited profiles with detailed information like customer name and coffee amount.**
- **Ready to to connect with Cropster and Artisan**